



PUBLIC FUNDS ADVISORY

City of Killeen

Quarterly Investment Report

PRESENTED BY:

SCOTT GRUBER, CMT - DIRECTOR, ADVISORY SERVICES

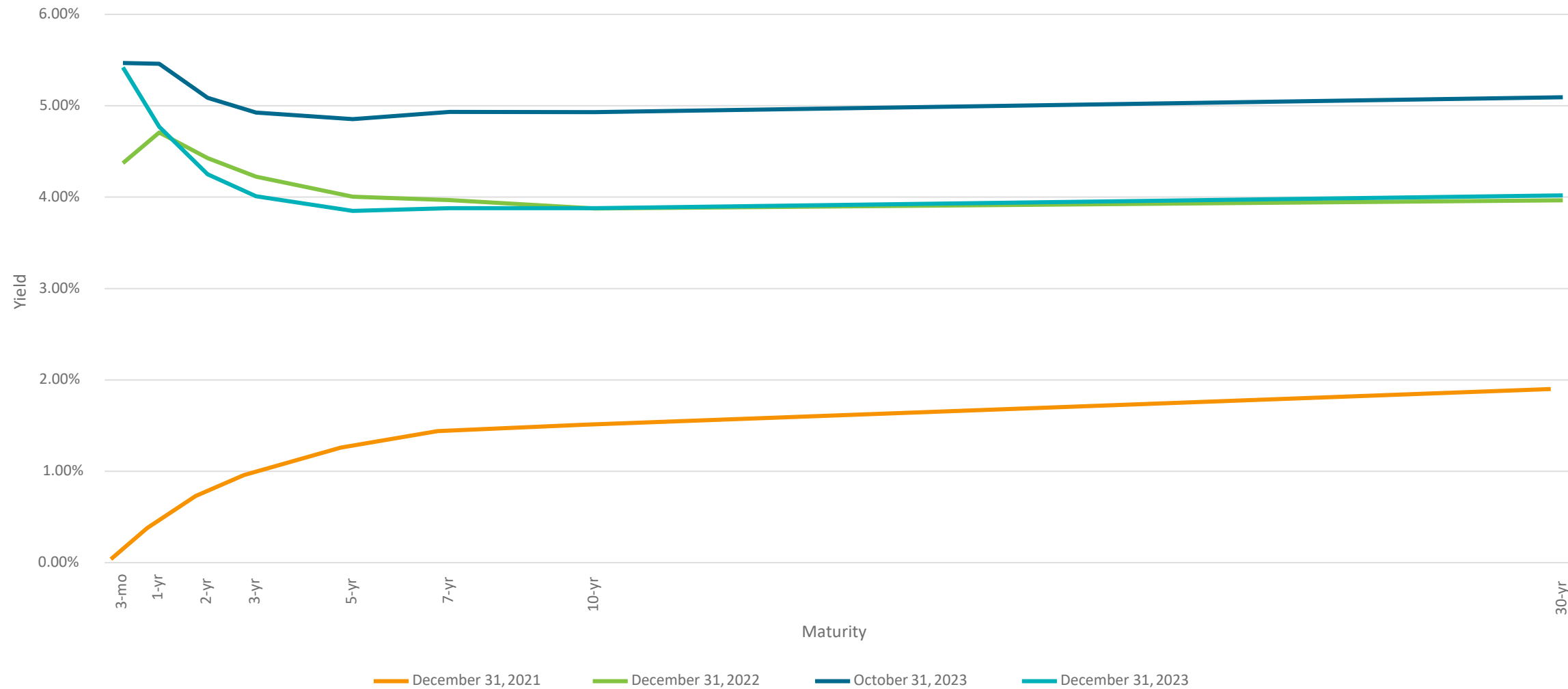
DECEMBER 31, 2023



MEEDER
PUBLIC FUNDS

US Treasury Yields

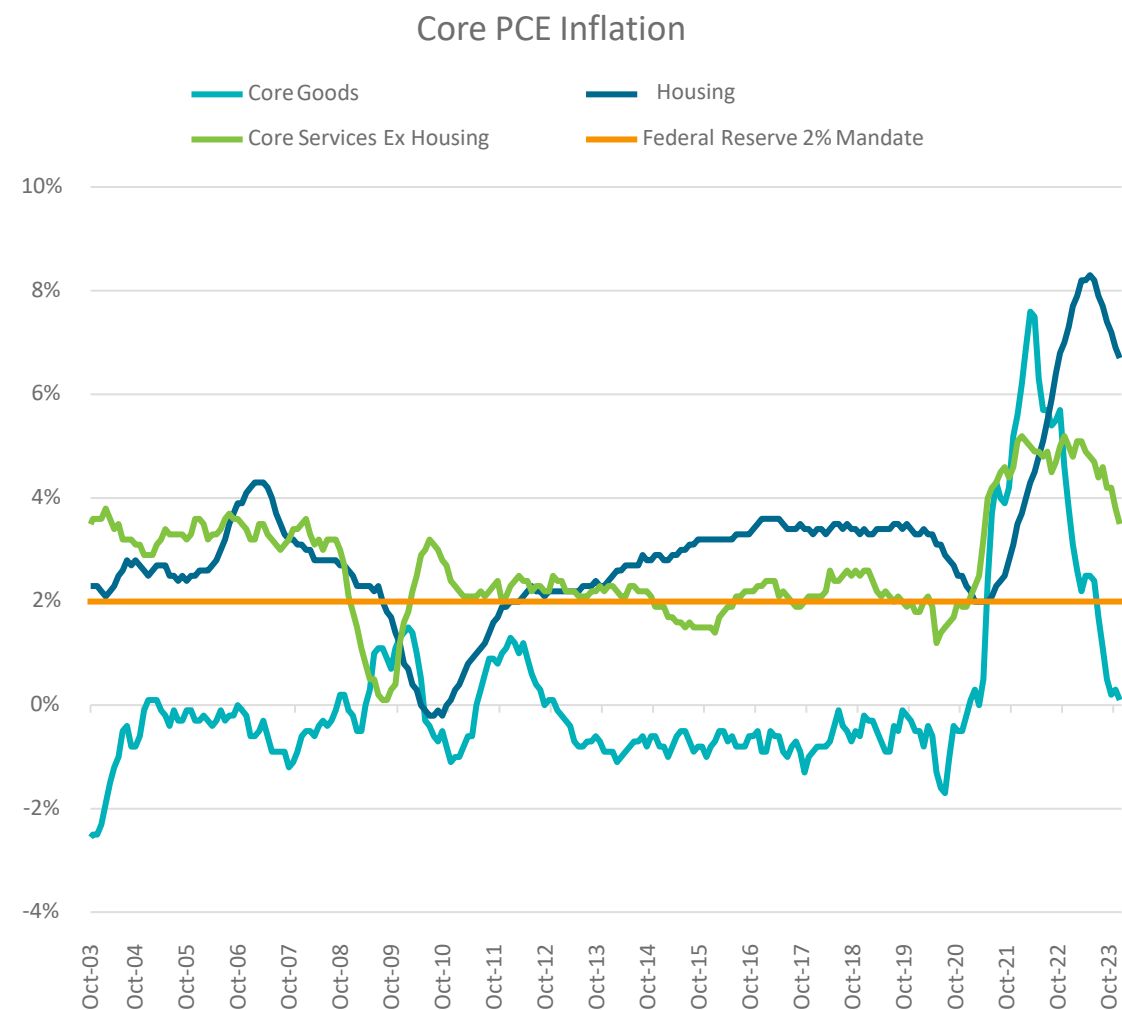
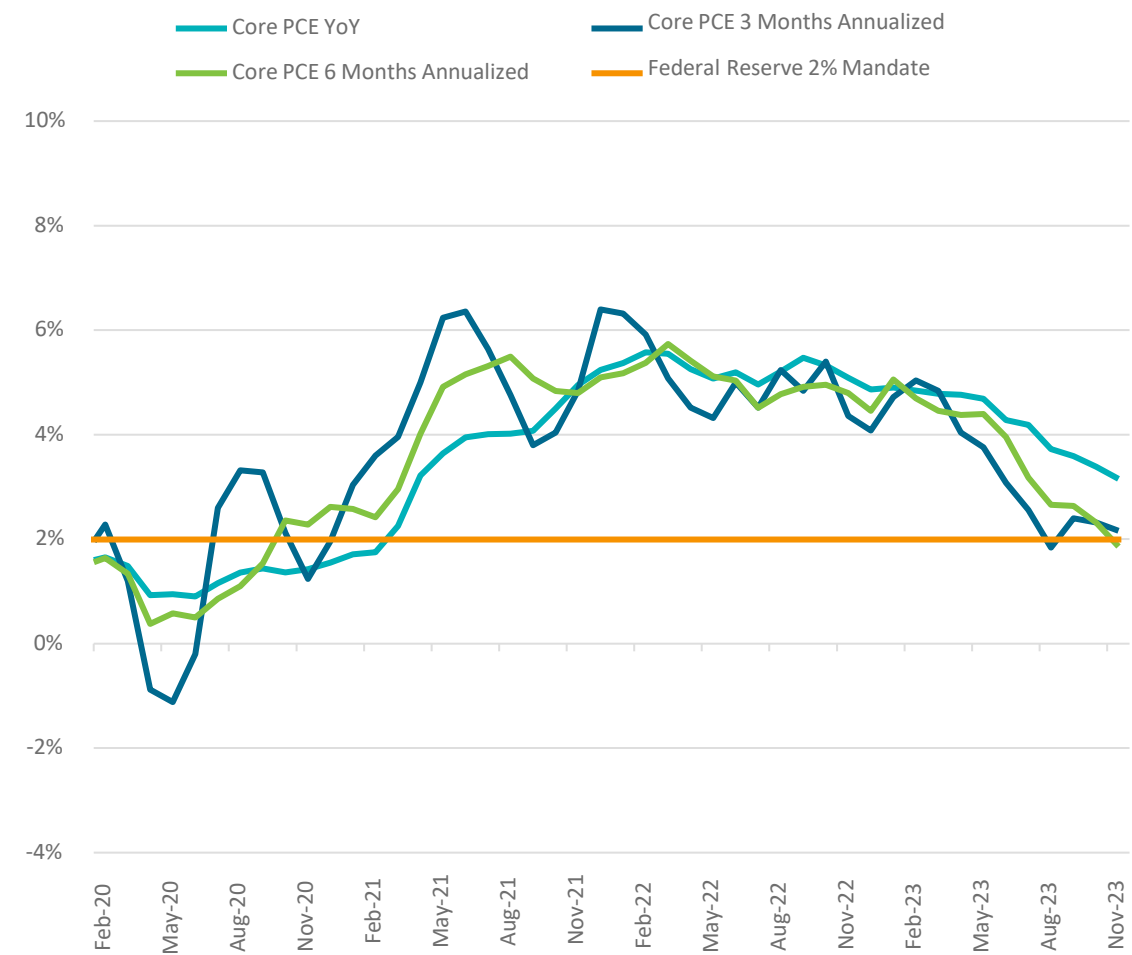
U.S. Treasury Yield Curve



SOURCE: BLOOMBERG

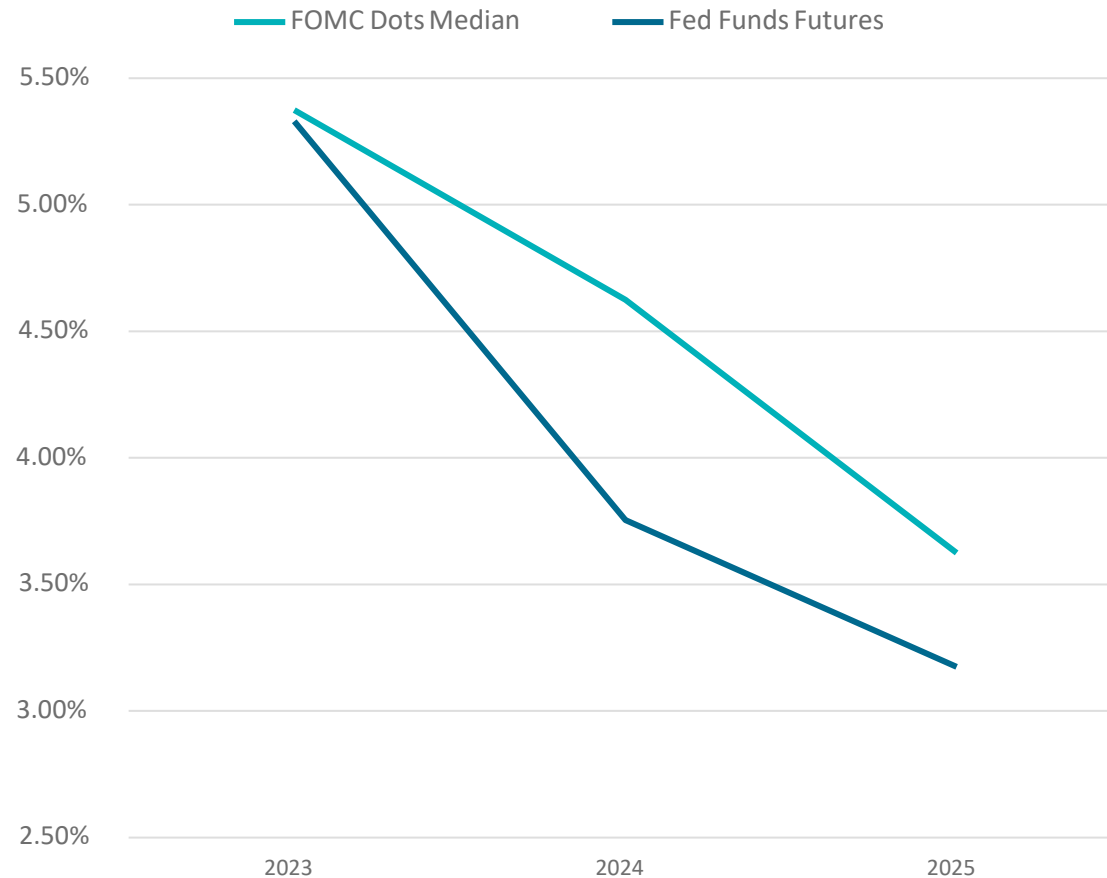
What's Ahead For Inflation

Recent Data Points To Continued Disinflation



Market Expectations

The Most Recent FOMC Meeting Saw A Dovish Pivot



- Chairman Jerome Powell took every opportunity at the December FOMC meeting to signal rate cuts in 2024
- Since the meeting, several FOMC members have stated they expect rate cuts in 2024

Quarterly Portfolio Summary – All Funds



This quarterly report is prepared in compliance with the Investment Policy and Strategy of the City of Killeen and the Public Funds Investment Act (Chapter 2256, Texas Government Code).

Portfolio as of September 30, 2023		Portfolio as of December 31, 2023	
Beginning Book Value	\$232,630,345	Ending Book Value	\$254,302,763
Beginning Market Value	\$230,914,909	Ending Market Value	\$255,120,294
Unrealized Gain/(Loss)	(\$1,715,436)	Unrealized Gain/(Loss)	\$817,531
		Change in Unrealized Gain/(Loss)	\$2,532,967
Weighted Average Maturity	582 days	Weighted Average Maturity	523 days
Weighted Average Yield	4.24%	Weighted Average Yield	4.33%

Portfolio Market Value by Fund	9/30/2023	12/31/2023	Change
Pooled Investments	\$230,076,100.30	\$254,269,249.59	\$24,193,149.29
Internal Services Fund	\$209,516.37	\$159,000.00	(\$50,516.37)
Employee Benefits Trust Fund	\$154,445.62	\$107,936.86	(\$46,508.76)
Enterprise Funds	\$48.07	\$4,040.07	\$3,992.00
General Fund	\$95,290.10	\$200,558.83	\$105,268.73
Special Revenue Fund	<u>\$379,508.31</u>	<u>\$379,508.31</u>	<u>\$0.00</u>
Total	\$230,914,908.77	\$255,120,293.66	\$24,205,384.89

Portfolio Summary – Investment Pool

As of 12/31/2023



Your Portfolio

Cash/LGIPs Securities	\$72,618,422
Book Value	\$180,833,297
Total Portfolio Book Value	\$253,451,719

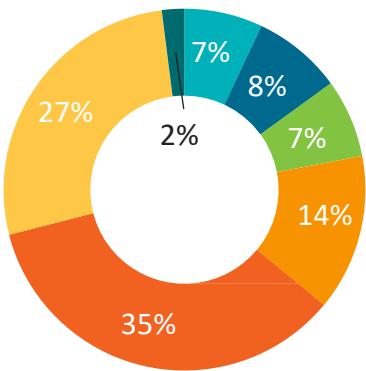
Your Securities Weighted
Average Maturity Weighted
Average Yield

1.44 years
4.35%

Interest Earnings: Quarterly
Interest Earned Year-to-date
Interest Earned

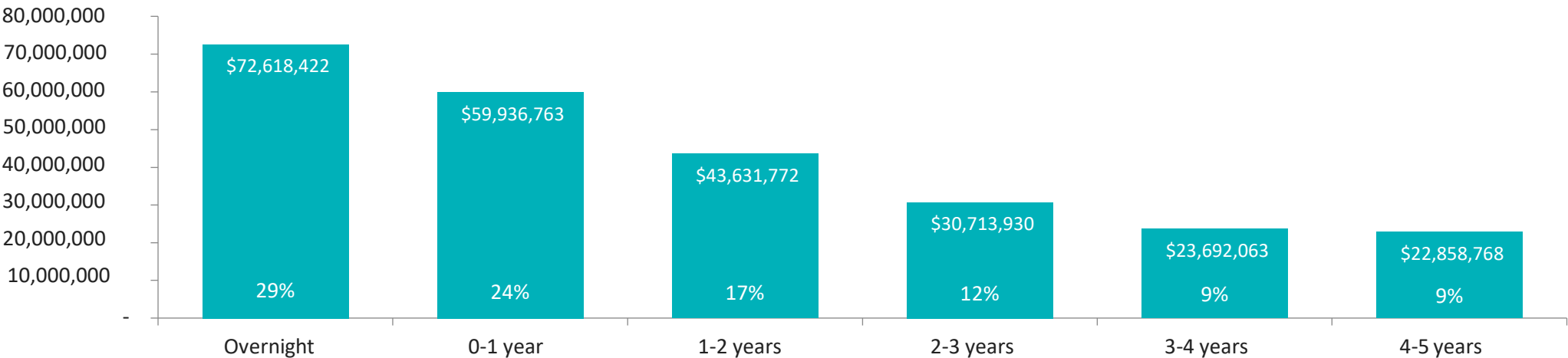
\$2,660,623
\$2,660,623

Your Asset Allocation



- Certificates of Deposit
- Cash & Equivalents
- Money market
- Local Government Investment Pools
- US Government Agencies US
- Treasuries Commercial Paper
-

Your Maturity Distribution



YIELD AND INTEREST INCOME INFORMATION IS ANNUALIZED. ALL YIELD INFORMATION IS SHOWN GROSS OF ANY ADVISORY AND CUSTODY FEES AND IS BASED ON YIELD TO MATURITY AT COST. PAST PERFORMANCE IS NOT A GUARANTEE OF FUTURE RESULTS.