



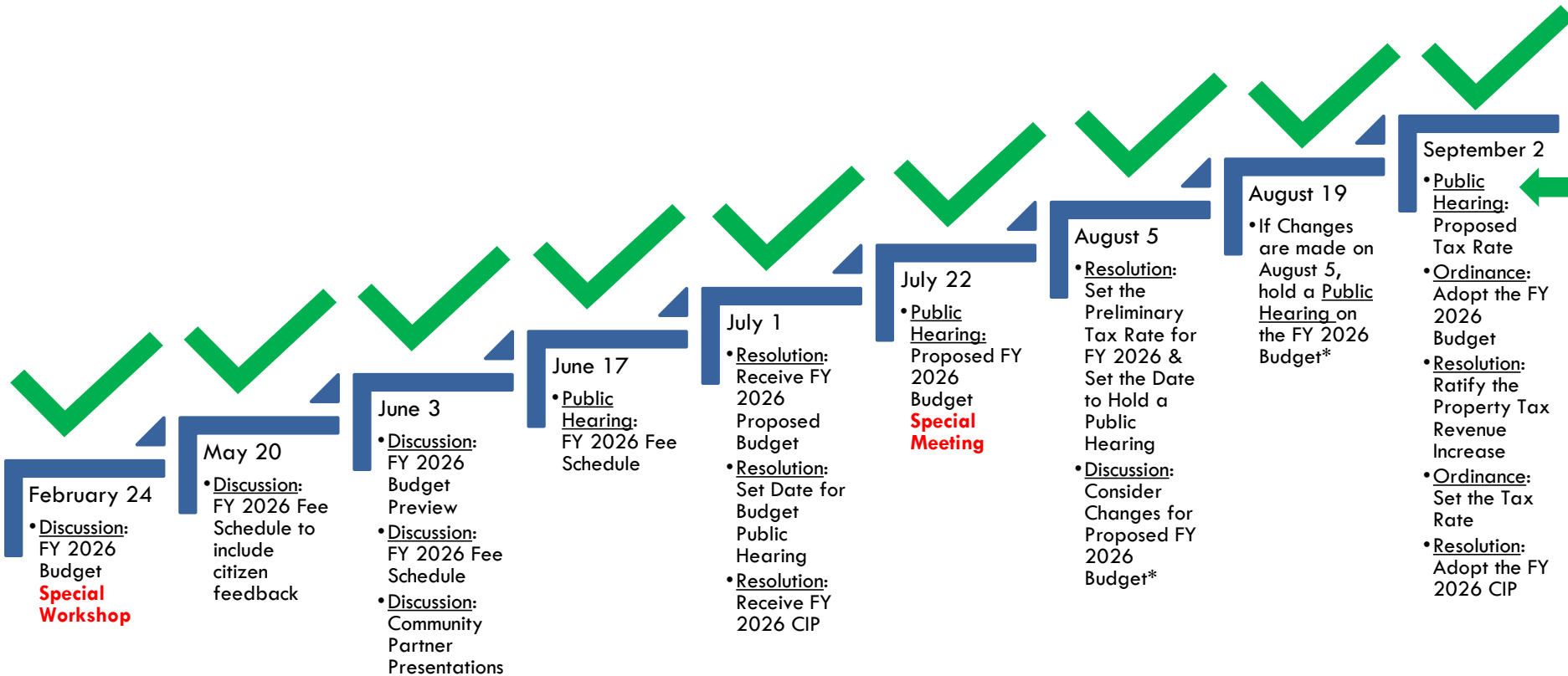
FY 2026 PROPOSED BUDGET TAX RATE PUBLIC HEARING

PH-25-053

September 2, 2025

Budget Calendar

2

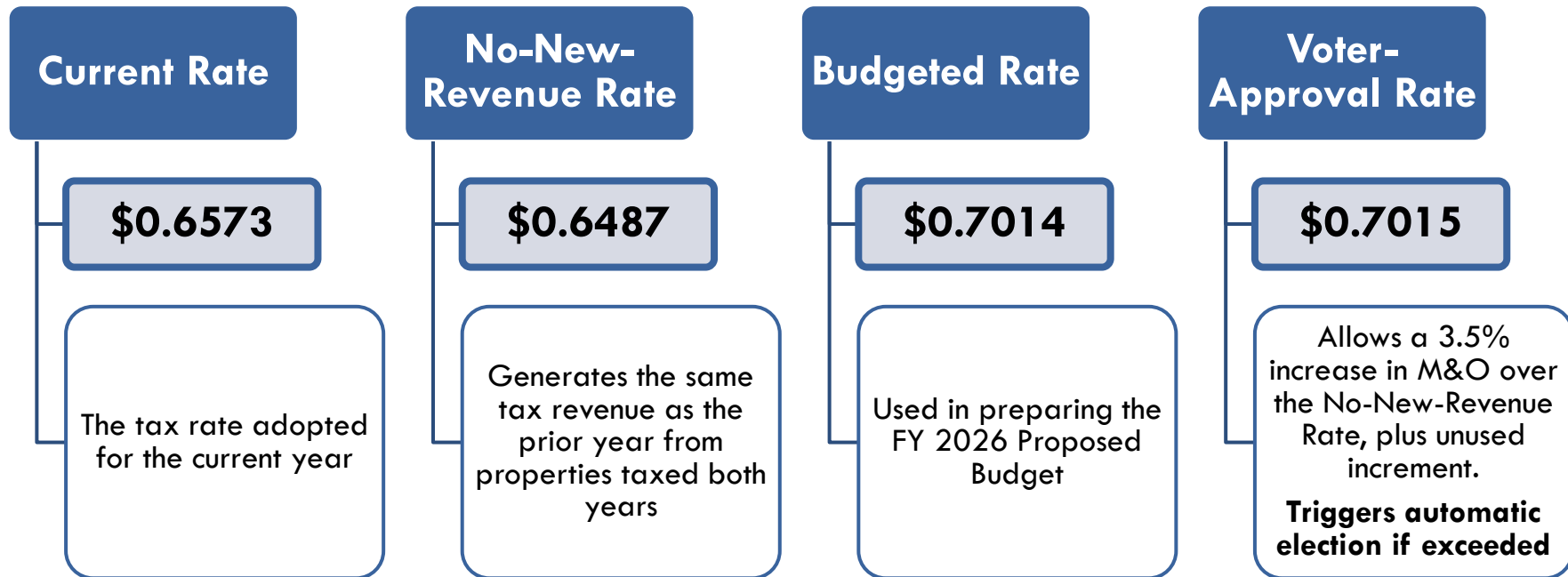


Key Tax Rates

Tax Year 2025 / Fiscal Year 2026

General Fund &
Debt Service Fund

3



Proposed Tax Rate (Certified)

General Fund &
Debt Service Fund


4

	FY 2025	FY 2026	Increase/ (Decrease)
Operations M&O	0.5107	0.5277	0.0170
Debt I&S	0.1466	0.1737	0.0271
Total Tax Rate	0.6573	0.7014	0.0441

Levy Comparison

General Fund &
Debt Service Fund

5

Rate Type	Tax Rate	Total Levy	Difference from Budgeted Rate (Certified)
Current Rate	\$0.6573	\$71,903,875	-\$4,561,587
No-New-Revenue Rate	\$0.6487	\$71,014,313	-\$5,451,148
Budgeted Rate (Preliminary Tax Roll)	\$0.6830	\$74,185,638	-\$2,176,387
 Budgeted Rate (Certified Tax Roll)	\$0.7014	\$76,465,462	—
Voter-Approval Rate	\$0.7015	\$76,475,805	+\$10,344

Taxpayer Impact

6

	Current FY 2025	Proposed FY 2026	Difference
Median-Valued Homestead Property	\$221,214	\$233,428	\$12,214
Tax Rate	0.6573	0.7014	0.0441
Annual Property Tax Levy	\$1,454.04	\$1,637.26	\$183.22
Monthly Cost	\$121.17	\$136.44	\$15.27
Property tax amount = tax rate x taxable value of your property / 100			

Recommendation

7

- Hold Public Hearing

- ▣ Public hearing notice published August 10, 2025, in accordance with Texas Tax Code Section 26.06(b-2)